What does the ESSA financial transparency requirement mean for districts?

June 28, 2017

Marguerite Roza
Katie Hagan

EDUNOMICS LAB The Study of Education Finance
AT GEORGETOWN UNIVERSITY

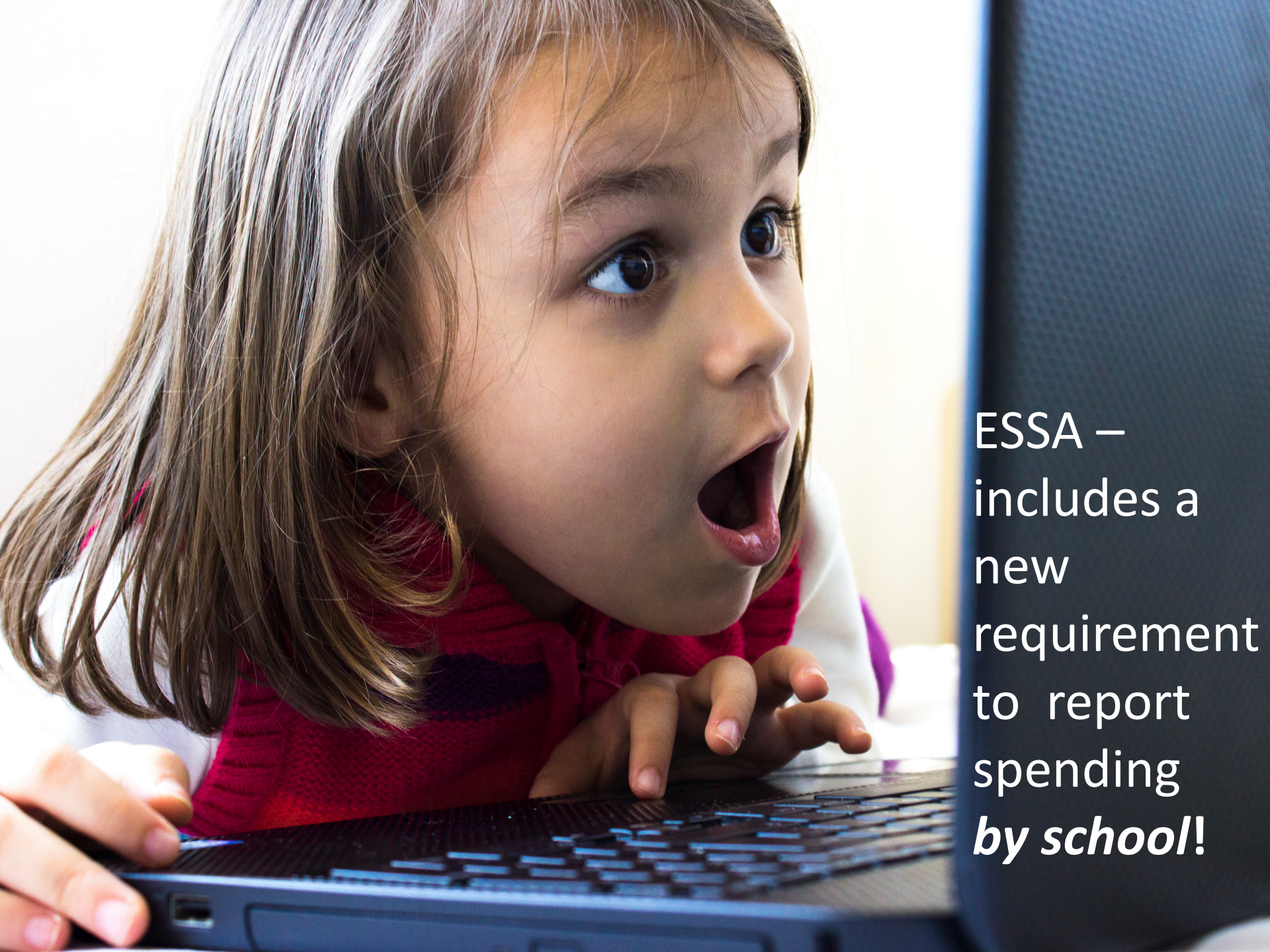
ESSA – includes a new requirement to report spending *by school*!

ESSA Title I, Part E

Requires states to make public and report to the Secretary:

The per-pupil expenditures of Federal, State, and local funds, including actual personnel expenditures and actual nonpersonnel expenditures of Federal, State, and local funds, disaggregated by source of funds, for each local educational agency and each school in the State for the preceding fiscal year.

ESSA Title I, Part E

Requires states to make public and report to the Secretary:

The per-pupil expenditures of Federal, State, and local funds, including actual personnel expenditures and actual nonpersonnel expenditures of Federal, State, and local funds, disaggregated by source of funds, for each local educational agency and each school in the State for the preceding fiscal year.

ESSA Title I, Part E

Requires states to make public and report to the Secretary:

The per-pupil expenditures of Federal. State, and local funds, including actual personnel expenditures and actual nonpersonnel expenditures of Federal, State, and local funds, disaggregated by source of funds, for each local educational agency and each school in the State for the preceding fiscal year.

ESSA Title I, Part E

Requires states to make public and report to the Secretary:

The per-pupil expenditures of Federal. State, and local funds, including actual personnel expenditures and actual nonpersonnel expenditures of Federal, State, and local funds, disaggregated by source of funds, for each local educational agency and each school in the State for the preceding fiscal year.

Outcomes by school

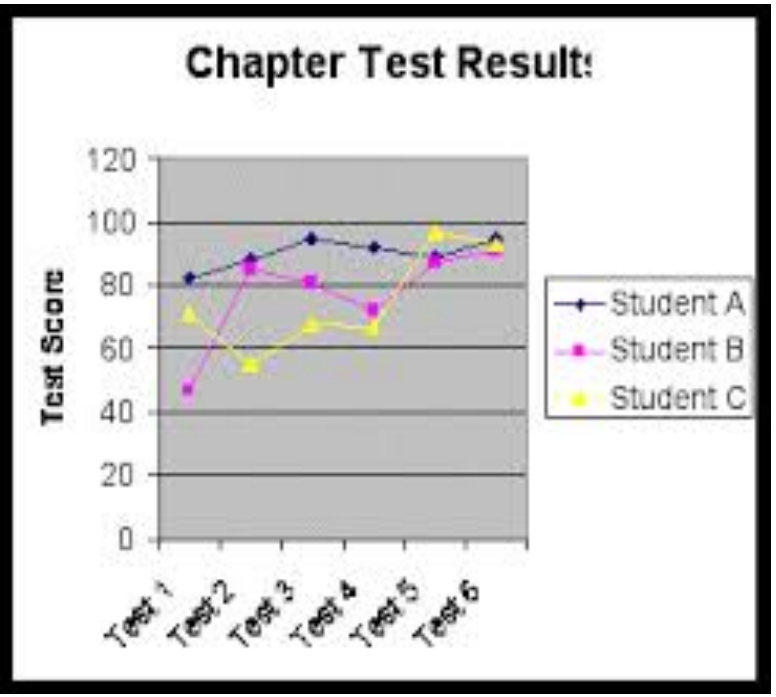

+

Spending by school

Why Focus on School Level Finances

<u>The school is an important unit in the ed system</u>
SEAs already report *outcomes* by school. Now adding expenditures.

- Bipartisan support
- Not about compliance
- Many SEAs have been building school-level financial transparency systems already

⇒An opportunity to build an information system that is useful for school improvement

Sample Data Display

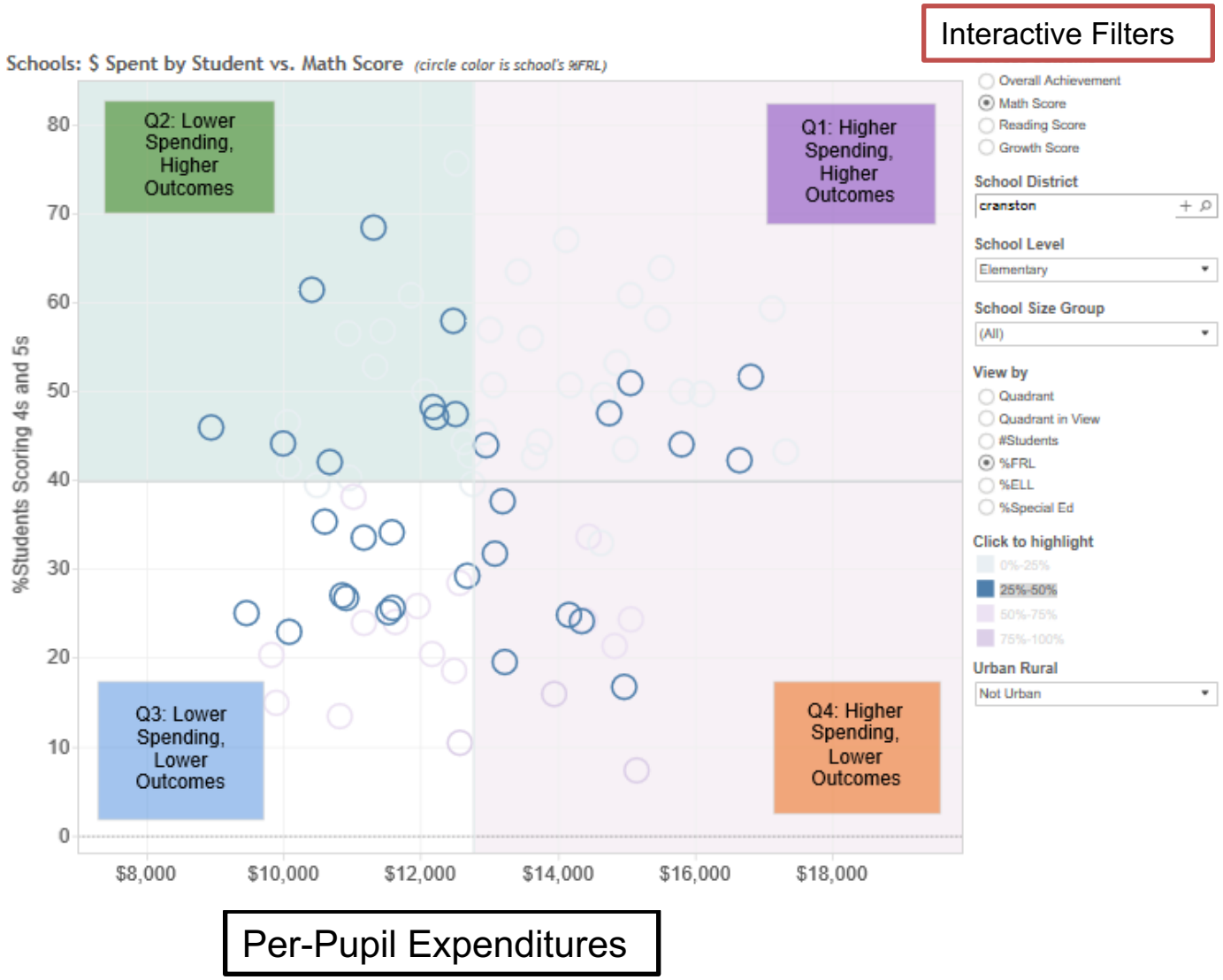

Student Outcomes

Per-Pupil Expenditures

Sample Data Display

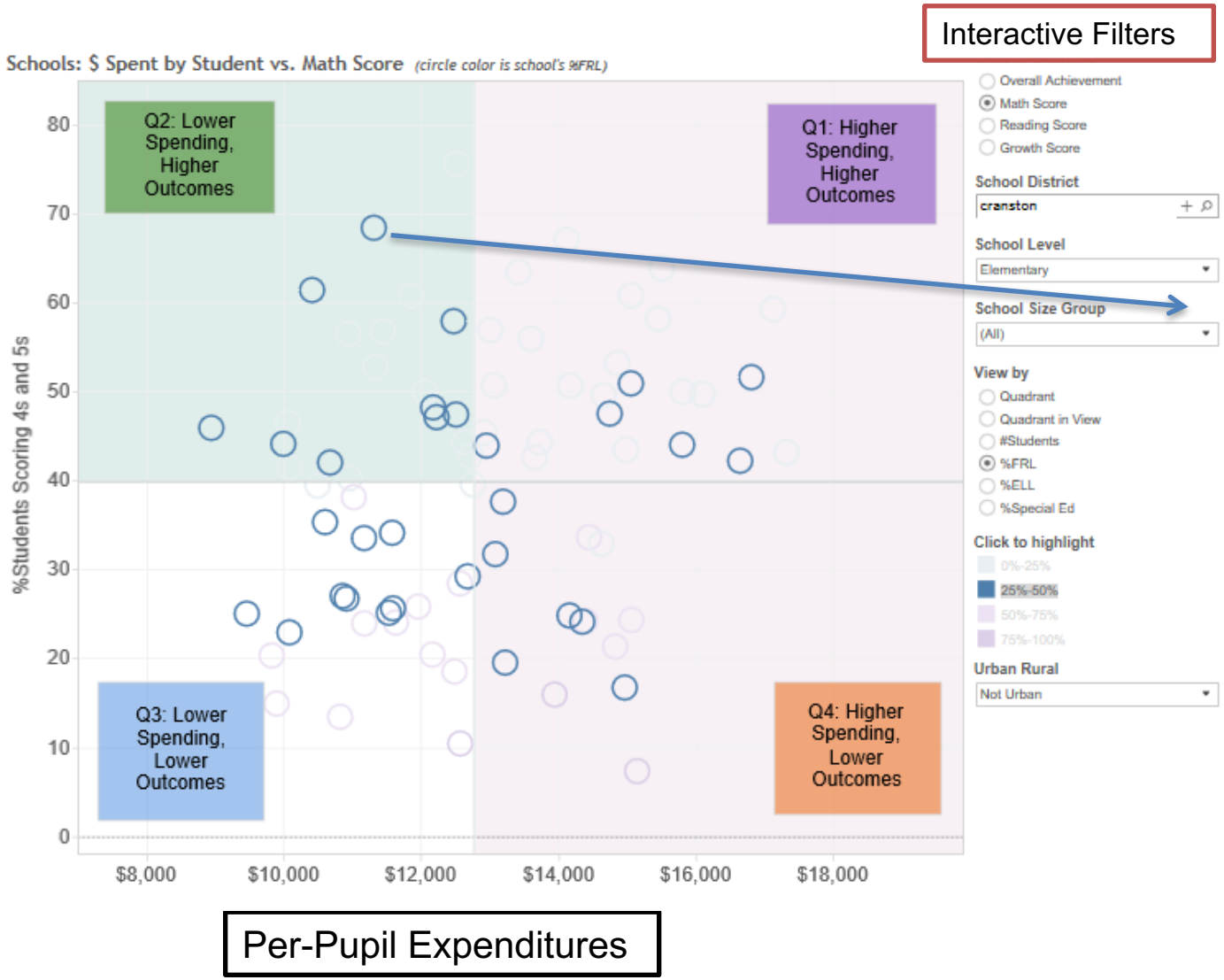

Student Outcomes

Per-Pupil Expenditures

Apple Elementary
FRL: 27%
SPED: 12%
ELL: 18%
Total enroll: 220

General Instruction: $4,746
Counselors: $176
Art, Music: $596
Special Ed: $2,685
School office: $708
Grants: $1,001
Transportation: $1,874
Supplemental services: $774
School safety: $186
Nutrition: $506
Apple ES PPE: $12,751

District PPE: $11,987
State PPE: $12,234

More on implementation

- ESSA states that the financial transparency requirement begins with the 2017-18 school year.
- We anticipate more guidance forthcoming from the DoEd related to timing.
- We are facilitating a working group of SEAs on implementation (called the FiTWiG): AZ, CO, CT, DC, DE, FL, HI, IL, IN, LA, MA, MD, ME, MS, MO, MT, NE, ND, OH, OR, SD, TN, UT, VT, VA, WV, WY
- SEAs are interested in developing common reports to enable school comparisons across states.

State Planning Process

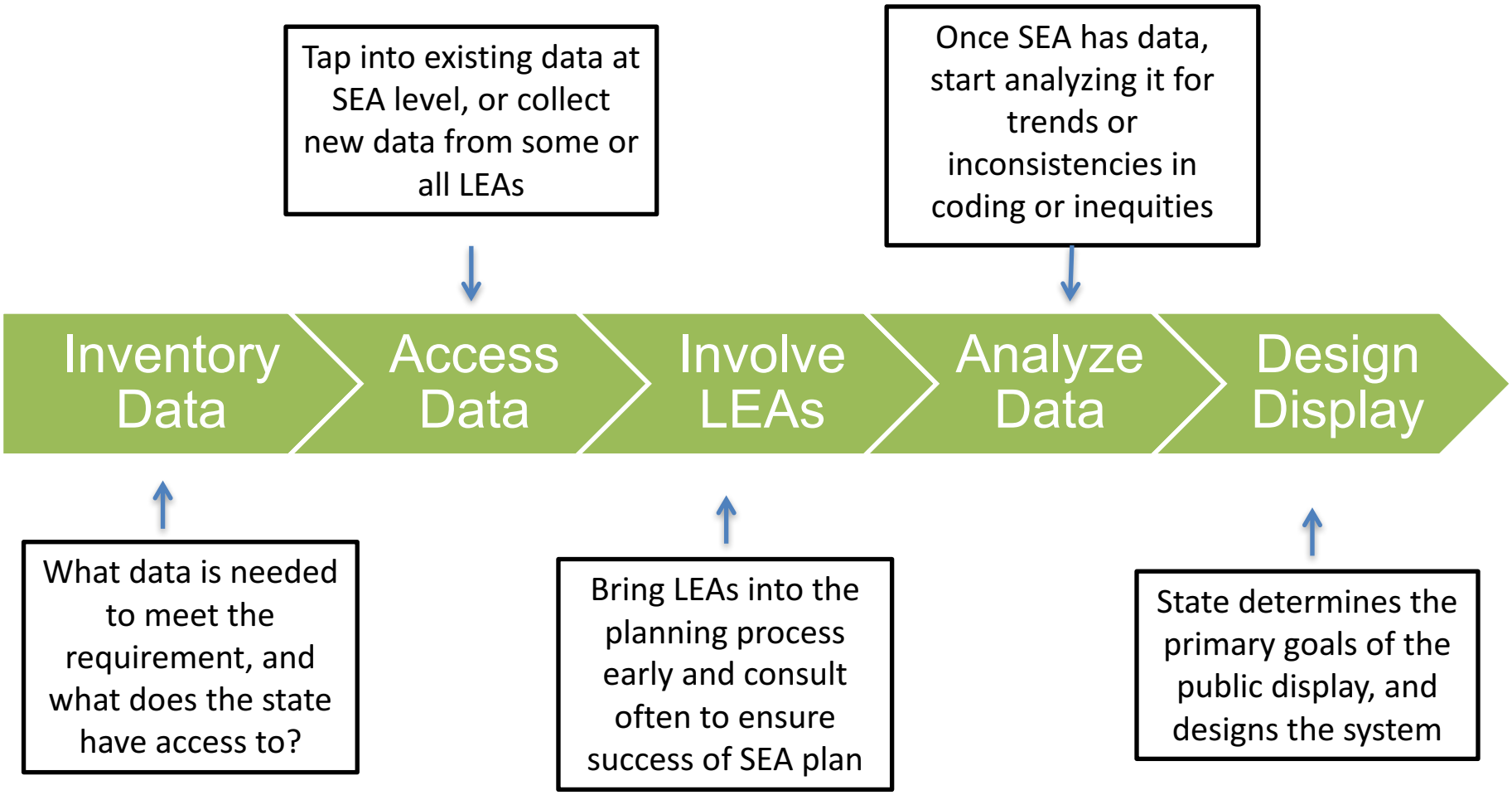

Where might LEAs start? Try filling out this chart.

			Central District			Valley District			Charterama LEA
			Maple Elememtary	Ceder Elementary	LEA Average	Green School	River Academy	LEA Average	Charterama School #1
A	School-Level	Federal	$1,101	$432	$554	$301	$614	$401	$1,101
B		State/Local	$8,722	$7,759	$7,861	$5,493	$7,112	$6,626	$11,619
C		School total	$9,823	$8,191	$8,415	$5,794	$7,726	$7,027	$12,720
D	LEA-Level	Federal	$421	$421	$421	$589	$589	$589	N/A
E		State/Local	$4,597	$4,597	$4,597	$5,573	$5,573	$5,573	N/A
F	Grand Total		**$14,841**	**$13,209**	**$13,433**	**$11,956**	**$13,888**	**$13,189**	**$12,720**

Where might LEAs start? Try filling out this chart.

			Central District			Valley District			Charterama LEA
			Maple Elememtary	Ceder Elementary	LEA Average	Green School	River Academy	LEA Average	Charterama School #1
A	School-Level	Federal	$1,101	$432	$554	$301	$614	$401	$1,101
B		State/Local	$8,722	$7,759	$7,861	$5,493	$7,112	$6,626	$11,619
C		School total	$9,823	$8,191	$8,415	$5,794	$7,726	$7,027	$12,720
D	LEA-Level	Federal	$421	$421	$421	$589	$589	$589	N/A
E		State/Local	$4,597	$4,597	$4,597	$5,573	$5,573	$5,573	N/A
F	Grand Total		**$14,841**	**$13,209**	**$13,433**	**$11,956**	**$13,888**	**$13,189**	**$12,720**

What districts might look for in their early analysis of per pupil spending across schools

1. Are your policies shortchanging any schools?
2. Do allocations for high need students augment spending at high needs schools?
3. Are salary patterns driving uneven spending in ways that are concerning?
4. What share of the dollars are centrally managed?
5. Relative to meaningful peers, how well are dollars being leveraged at each school to drive outcomes?
6. Are there more purposeful ways that you could be deploying funds?

Questions?

More info:

www.bscpcenter.org/financialtransparency/

Additional questions, contact:

Katie Hagan at Katie.Hagan@georgetown.edu

Or

Marguerite Roza at MR1170@georgetown.edu
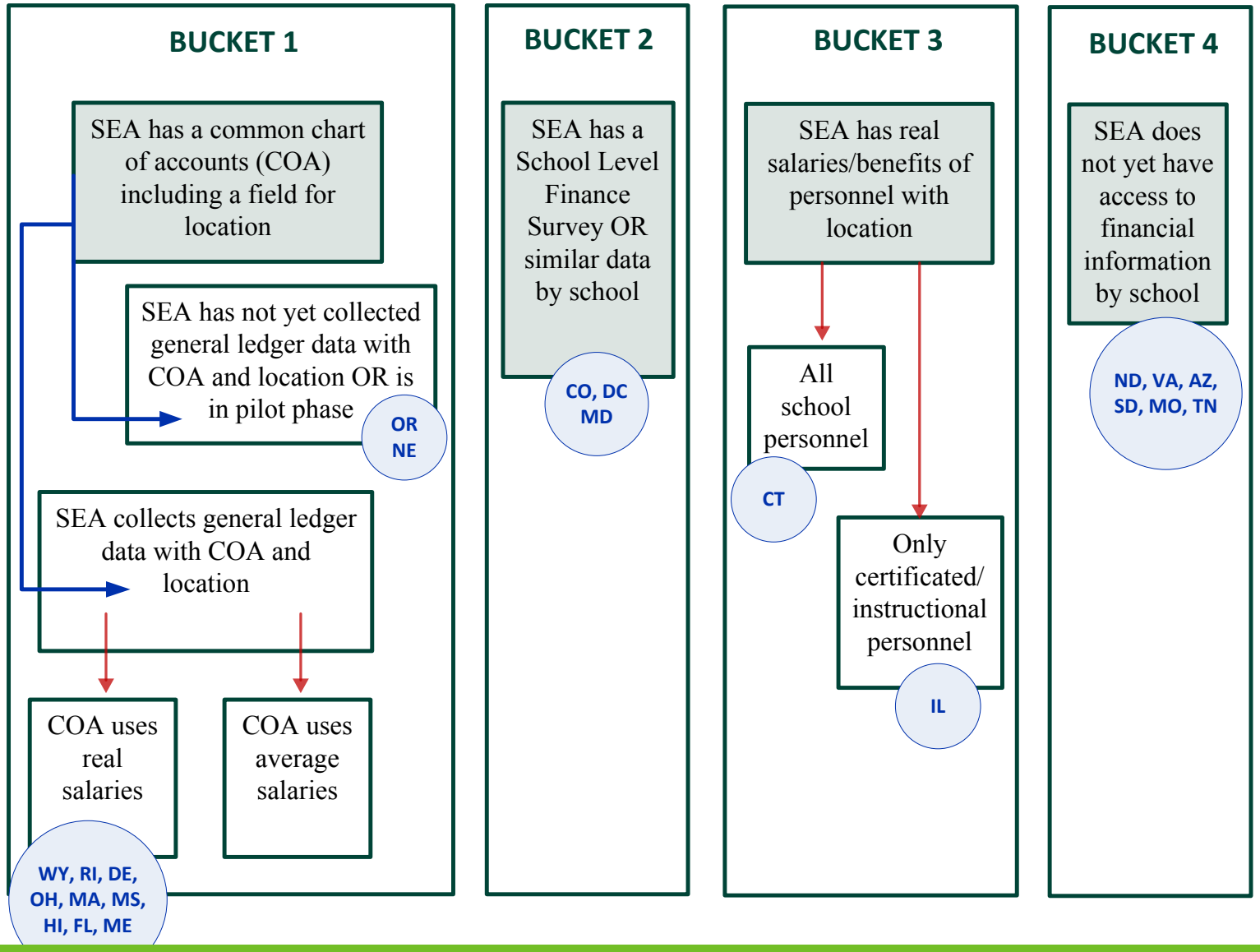
Data Inventory