


Financial Transparency Working Group:

Staying the course

November 3, 2017

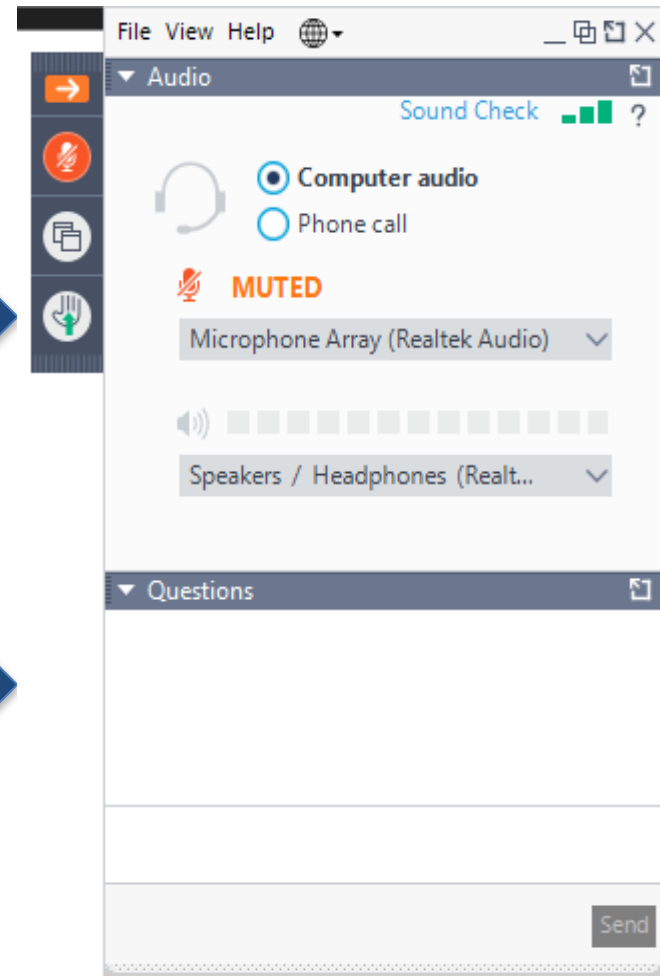


Communicating During the Call

To request to be unmuted, please use the hand raise tool



Use the question box to ask questions or make a comment, and we will reply all so the group can see the question/comment & answer



Agenda

1. Warm-up quiz (because that's what we do!)
2. CCSSO Meeting Review
3. State Updates, featuring IL
4. IFR Criteria: Student Counts & Exclusions

(Choose all those that apply)

Supporters of financial transparency hope that the school-level financial data will:

- a. Prompt district leaders to be more intentional/equitable in deploying funds across schools
- b. Enable school leaders to benchmark how well they are able to leverage resources for outcomes.
- c. Encourage leaders to explore spending and outcomes patterns across like-peers and adopt strategies that have been successful elsewhere.
- d. Prompt healthy dialogue within communities about tradeoffs.
- e. Put an end to teenagers' obsession with selfies.

Interpreting Financial Data: Yes, No, Don't Know

	District 1			District 2		
	Elementary	Elementary	Middle	Elementary	Middle	High
	School #11	School #12	School #17	School #13	School #22	School #31
Enrollment	375	511	992	442	992	2103
Site level						
Federal	\$456	\$209	\$164	\$197	\$222	\$356
State/Local	\$6,111	\$4,756	\$5,998	\$6,987	\$5,124	\$5,982
School site total	\$6,567	\$4,965	\$6,162	\$7,184	\$5,346	\$6,338
Site share of central						
Federal	\$161	\$161	\$161	\$621	\$621	\$621
State/Local	\$5,378	\$5,378	\$5,378	\$4,921	\$4,921	\$4,921
LEA total	\$5,539	\$5,539	\$5,539	\$5,542	\$5,542	\$5,542
Total school expenditures	\$12,106	\$10,504	\$11,701	\$12,726	\$10,888	\$11,880

1. Does Elementary School #11 get more funds than other schools in its district? **YES**
2. Does District 1 allocate its funds equitably across schools? **DK**
3. Does Elementary School #11 have more or less money than comparable schools? **DK**
4. Does Elementary School #11 use its funds wisely? **DK**
5. Does Elementary School #11 beat the odds for its students with the funds that it has? **DK**

Interpreting Financial Data: Yes, No, Don't Know


	District 1			District 2		
	Elementary	Elementary	Middle	Elementary	Middle	High
	School #11	School #12	School #17	School #13	School #22	School #31
Enrollment	375	511	992	442	992	2103
Site level						
Administration	\$864	\$1,168	\$802	\$911	\$814	\$888
Instruction	\$3,875	\$2,383	\$3,185	\$4,310	\$3,582	\$4,246
Other	\$1,828	\$1,414	\$2,175	\$1,963	\$950	\$1,204
School site total	\$6,567	\$4,965	\$6,162	\$7,184	\$5,346	\$6,338
Site share of central						
Federal	\$161	\$161	\$161	\$621	\$621	\$621
State/Local	\$5,378	\$5,378	\$5,378	\$4,921	\$4,921	\$4,921
LEA total	\$5,539	\$5,539	\$5,539	\$5,542	\$5,542	\$5,542
Total school expenditures	\$12,106	\$10,504	\$11,701	\$12,726	\$10,888	\$11,880

1. Should Elementary School #12 be spending less on administration? **DK**
2. Should Elementary School #12 be spending more on instruction? **DK**
3. Should Elementary School #11 be spending more on administration? **DK**
4. Should Elementary School #11 be spending less on instruction? **DK**
5. Can these data (alone) inform resource decisions? **NO**

Update from CCSSO EIMAC Meeting

Oct 23-25 in Raleigh, NC

- Spread info on FT requirement
- Shared IFR Criteria
- CIOs = hungry for collaboration



6 things SEAs can do this month

1. Schedule a meeting of all departments at SEA who will be involved in this (tech, finance, comms) to discuss priorities for the FT data system.
2. Communicate to LEAs about the requirement.
3. Request data from subset of LEAs to examine current site-level accounting procedures at the local level.
4. Run analyses using existing data.
5. Establish a working group of stakeholders.
6. Request a one-on-one phone consultation with Edunomics Team.



Spotlight: Illinois to share progress

	AZ	CO	CT	DC	DE	FL	GA	HI	ID	IL	IN	LA	MA	MD	ME	MI	MC	MS	NC	ND	NE	NJ	NY	OH	OR	RI	SD	TN	UT	VA	VT	WA	WV	WY
Piloting new					●						●			●		●						●	●											●
Working groups/ task force		●	●		●		●			●				●				●				●	●							●				●
Communication w/ LEAs, stakeholders		●	●		●		●			●	●		●	●		●	●	●				●	●	●		●		●			●			●
Data analyses							●			●			●	●		●						●			●	●					●			●
Draft accounting rules, guidance							●				●		●	●			●					●	●					●			●	●		
Sample data reports & visualizations		●					●				●		●	●			●	●				●			●					●				●
Training for LEAs							●				●		●	●			●					●	●					●			●			●
Contract/RFPs for vendors issued										●			●												●			●			●			

Anyone else convening working groups/task forces & want to share lessons learned/progress?



Quick response: Feel free to answer any of the following in the chat box or via email:

1. Have you talked to your Title I director about PPE and SNS?
2. Is your state near to working on visualization?
3. What exclusions are you considering?

Next Meeting: Nov. 17, 1-2pm ET

- Invite your friends:
 - Regular FiTWiG members
 - Fiscal coordinators
 - Title I directors
- Presenters: Federal Education Group
 - Sheara Krvaric & Melissa Junge

FiTWiG Supporters



BILL & MELINDA
GATES *foundation*