

# Closing out the Year: ESSA's Anniversary, State Questions and Federal Updates

*December 13, 2019*

Marguerite Roza  
Liz Ross

# Agenda

- ESSA anniversary
- State questions
- ED monitoring
- CRDC data elimination



"When you say New Year's resolution are you talking calendar year? Or fiscal year?"

# Happy anniversary ESSA!

21 states released  
PPE data!

More mentions by  
chiefs!

What are your  
districts saying?



Senate staffers  
hint they will start  
hearings on status  
of data.

Fun fact: ESSA is up  
for  
reauthorization...

# Chat:

Do you think SEAs should work to engage district leaders in using these data?

- A. Absolutely! We're doing it now.
- B. I suppose. But we can't be the only ones pushing districts. Plus they don't listen to us.
- C. Maybe in an ideal world, but we have no resources for that so it probably won't happen in my SEA.
- D. That's not the responsibility of the SEA. The law doesn't prescribe that.
- E. Other: \_\_\_\_\_



# State questions

**Missouri:** Are any states separating special education expenditures on the report card?

**Illinois:** How are states handling federal reimbursements?

**Delaware:** How do states handle rent for charter schools in their per pupil expenditure calculation? Included? Excluded?

- *Edunomics: The F-33 DOES include rent in Part II: “Current Operation Expenditure” so we suggest including it.*

**Edunomics:** Any states letting districts choose which expenditures to exclude from the total PPE?

- *Edunomics: If a more blanket inclusion/exclusion is allowed (without clear rationale/documentation) we worry PPE totals won't be comparable across districts.*



# Interstate Financial Reporting Criteria

Aims to capture all relevant public funds (minus exclusions)

The IFR allows separating:

- site level costs
- site's share of central costs
- but does not prescribe how to separate the two

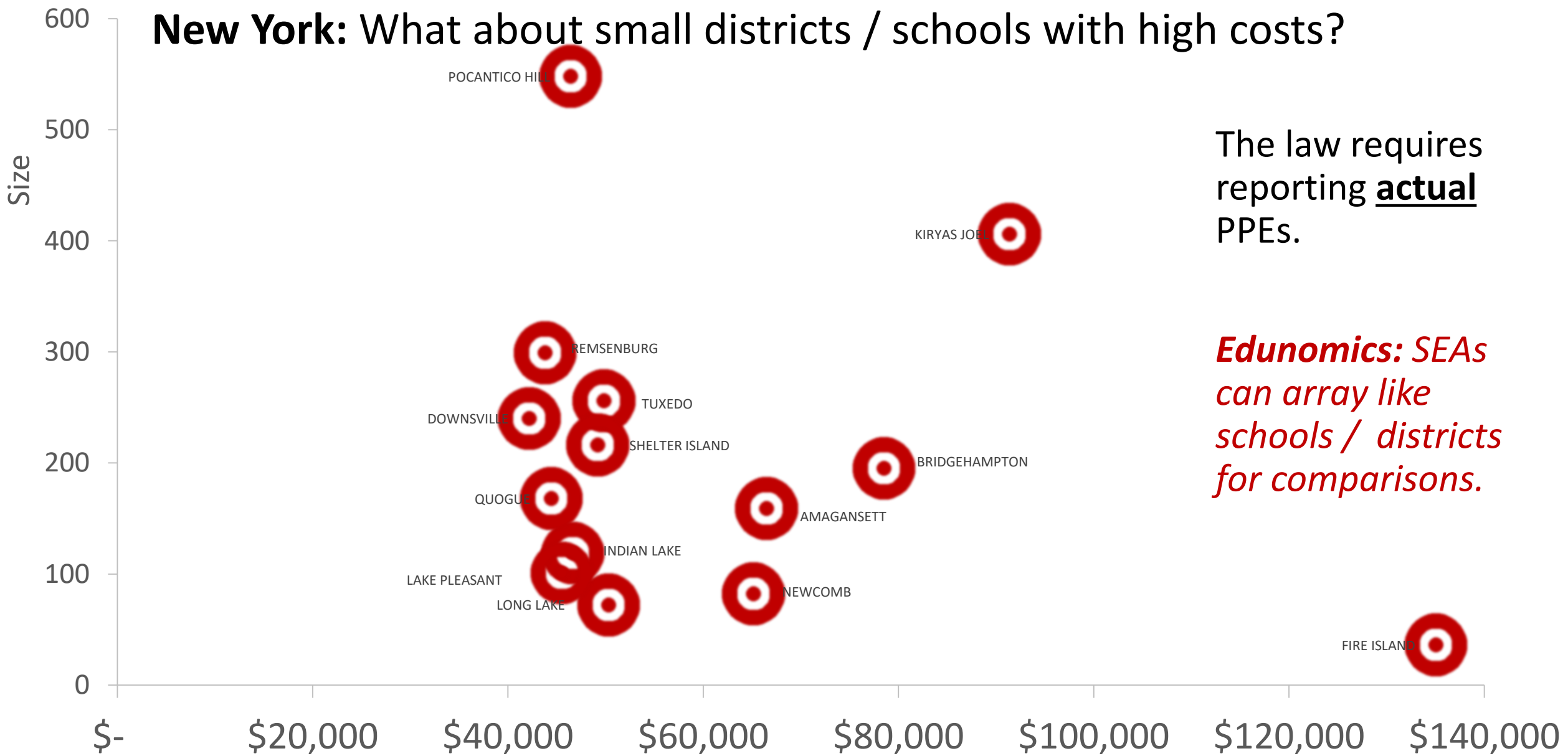
Grand total PPE allows for cross state comparisons – provided consistent rationale for inclusions/exclusions across districts.

Minimum IFR criteria

|   |   | • District 1 •   |                       |                   |   |
|---|---|--|-----------------------|-------------------|---|
| Criteria                                  |   | Elementary School #11  | Elementary School #12 | Middle School #17 | Criteria Descriptions   |
| <b>A</b>                                  | Enrollment  | 375  | 511                   | 992               | Students are counted at the school that serves them, regardless of district of origin. The counts reported here are not weighted. The method of student count (ADA, ADM) is up to each individual state.  |
| <b>Site-Level Expenditures</b>            |   |  |                       |                   | Expenditures accounted for at the school site include at a minimum the <b>actual</b> salary and benefit costs of the school site's full-time staff (as ESSA requires). These three numbers represent expenditures directly assigned to school sites. D is the sum of B and C.   |
| <b>B</b>                                  | Federal   | \$456  | \$209                 | \$164             |   |
| <b>C</b>                                  | State/Local   | \$6,111  | \$4,756               | \$5,998           |   |
| <b>D</b>                                  | Site-Level Total<br>(Sum of B+C)                          | <b>\$6,567</b>   | <b>\$4,965</b>        | <b>\$6,162</b>    |   |
| <b>Site Share of Central Expenditures</b> |   |  |                       |                   | Any shared expenditures accounted for at a central level, but reattributed to the site level via state- or district-preferred method go here. Whether to prescribe site- versus central-level accounting and, if so, what methods to use to separate the two are decisions left to each state. For schools where all public funds are reported at school level, fields E, F and G can be zero. In this example, we have evenly distributed central expenditures across all schools using a per-pupil basis.   |
| <b>E</b>                                  | Federal   | \$161  | \$161                 | \$161             |   |
| <b>F</b>                                  | State/Local   | \$5,378  | \$5,378               | \$5,378           |   |
| <b>G</b>                                  | Site Share of Central Total<br>(Sum of E+F)               | <b>\$5,539</b>   | <b>\$5,539</b>        | <b>\$5,539</b>    |   |
| <b>H</b>                                  | Total School Expenditures<br>(Sum of D+G)                 | <b>\$12,106</b>  | <b>\$10,504</b>       | <b>\$11,701</b>   | This is the number states can use to make apples-to-apples comparisons across states. Critically, the sum of D and G represents the total public funds expended on behalf of students at the school.  |
| <b>I</b>                                  | Total District Exclusions/<br>Total District Expenditures | <b>\$2,416,986</b><br><b>\$21,514,686</b>  |                       |                   | These are total excluded expenditure amounts at the district level, remaining total district expenditures, and the list of excluded expenditures. IFR excludes certain expenditures and permits (but does not require) exclusion of others. See page 4 for chart listing IFR exclusions and optional exclusions and related NCES codes. If transfers are included in PPE reporting, student counts should be captured at the level of accountability. Effort should also be made to ensure funds are not counted twice: once at point of origin of transfer and again at level of transfer receipt. |
| <b>J</b>                                  | Excluded Expenditures                                     | <i>Debt, capital, equipment, special education transfers to private schools, adult education, community services</i> |                       |                   |   |
| <b>K</b>                                  | Enrollment Count Procedure                                | ADA, student count Oct. 1  |                       |                   | Each state determines its count method used for Criteria A.   |



# New York: What about small districts / schools with high costs?



The law requires reporting **actual** PPEs.

*Edunomics: SEAs can array like schools / districts for comparisons.*



# USED plans to monitor report cards

## Re PPEs...

- What date are PPE data are posted?
- Which FY? (Is it most recent?)


## ED suggests providing:

- Business rules and/or methodology
- Links or documents noting where PPE is located on the report card





Lots of talk of late on quality of data visualizations.



You tell us!  
CHAT

Do you think it's appropriate for SEAs to display:

A. Spending vs poverty across schools in an LEA? (Y/N?)

B. Spending vs. outcomes across schools in an LEA (Y/N?)



# Talk to your liaison about PPE transparency!

USED asked chiefs to:

- Identify a liaison to the national center
- Submit their priorities for TA

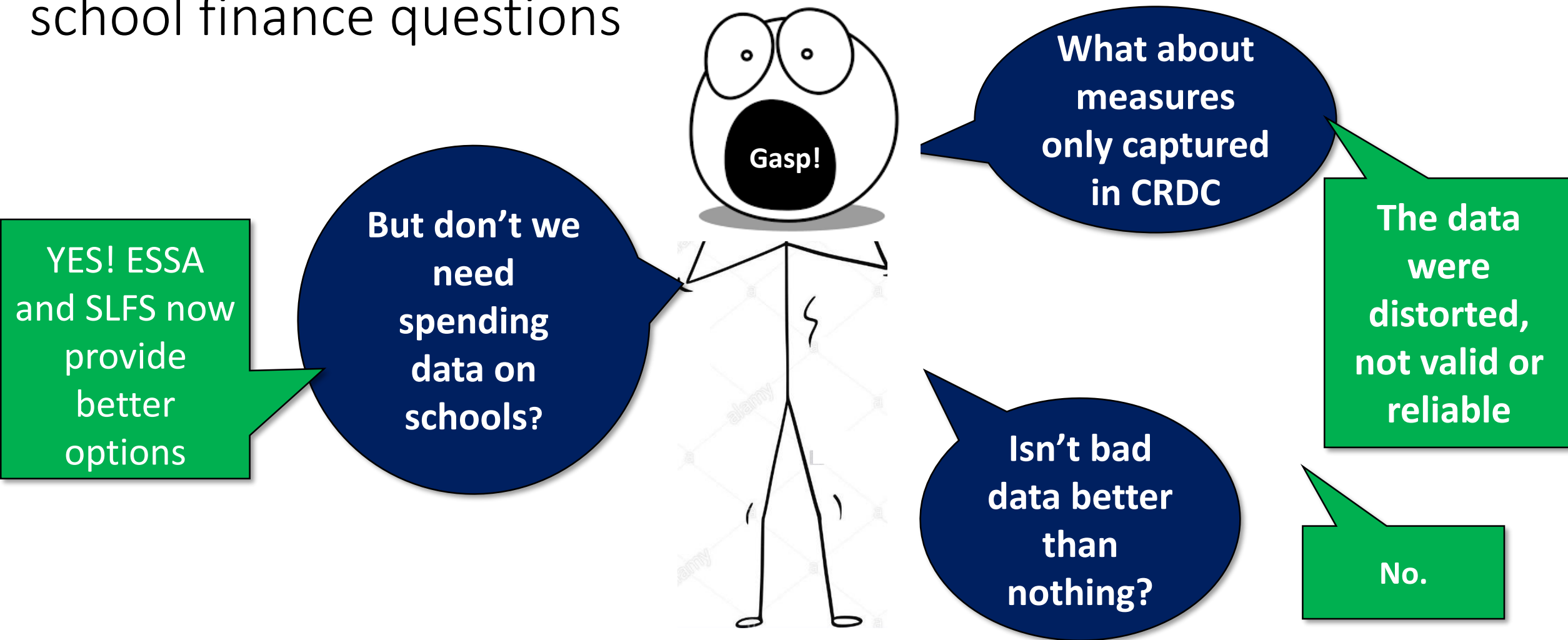
TA can include:

- Trainings with district leaders and principals
- Analysis and data validation
- Communicating school spending data
- Help with visualizations

What assistance do you need?



# CRDC drama: Edunomics Lab supports eliminating the CRDC school finance questions



# Open Time for SEA Questions



# Certificate in Education Finance

GEORGETOWN UNIVERSITY



**HOUSTON**  
JAN 29-30



**SEATTLE**  
FEB 5-6



**SAN FRANCISCO**  
FEB 11-12

**E** EDUNOMICS  
LAB The Study of Education Finance

REGISTER AT  
[mccourt.georgetown.edu/cef](https://mccourt.georgetown.edu/cef)

# Resources

1. Interstate Financial Reporting: <https://edunomicslab.org/2018/03/28/interstate-financial-reporting/>
2. Accessing, Validating and Communicating about your Data: [https://statesupportnetwork.ed.gov/system/files/financial\\_transparency\\_community\\_of\\_practice\\_cop\\_key\\_slides.pdf](https://statesupportnetwork.ed.gov/system/files/financial_transparency_community_of_practice_cop_key_slides.pdf)
3. A Check List Guide to Data-Visualization: [http://www.bscpcenter.org/ftresources/resources/BSCP\\_Visualization\\_Checklist\\_Document.pdf](http://www.bscpcenter.org/ftresources/resources/BSCP_Visualization_Checklist_Document.pdf)
4. Data Hub: <https://edunomicslab.org/our-research/financial-transparency/#schoolSpending>
5. Resource Allocation Reviews: <https://edunomicslab.org/2019/09/25/appendix-a-sample-data-report/>



# January FiTWiG Meeting!

Got questions? We're here!  
Thursday, January 16, 2020  
1:00 pm ET

Marguerite Roza

[mr1170@Georgetown.edu](mailto:mr1170@Georgetown.edu)

Liz Ross

[Elizabeth.Ross@Georgetown.edu](mailto:Elizabeth.Ross@Georgetown.edu)

