



# SCHOOL-BY-SCHOOL SPENDING

Financial Transparency Coming to Every Community

A provision in the Every Student Succeeds Act (ESSA) introduced a requirement for states to report per-student spending by school. The School Spending Data Archive compiles the data into one easy-to-access, permanent location.

## IF YOU'VE EVER HAD BIG QUESTIONS ABOUT SCHOOL SPENDING...



## YOU'RE ABOUT TO HAVE ANSWERS

Timely and relevant student-level spending data traditionally has been hard—and at times, impossible—to access.

Beginning in June 2020, the nation will start receiving annual spending reports for:



How does spending compare across schools in a district? Between similar schools in different districts or states?

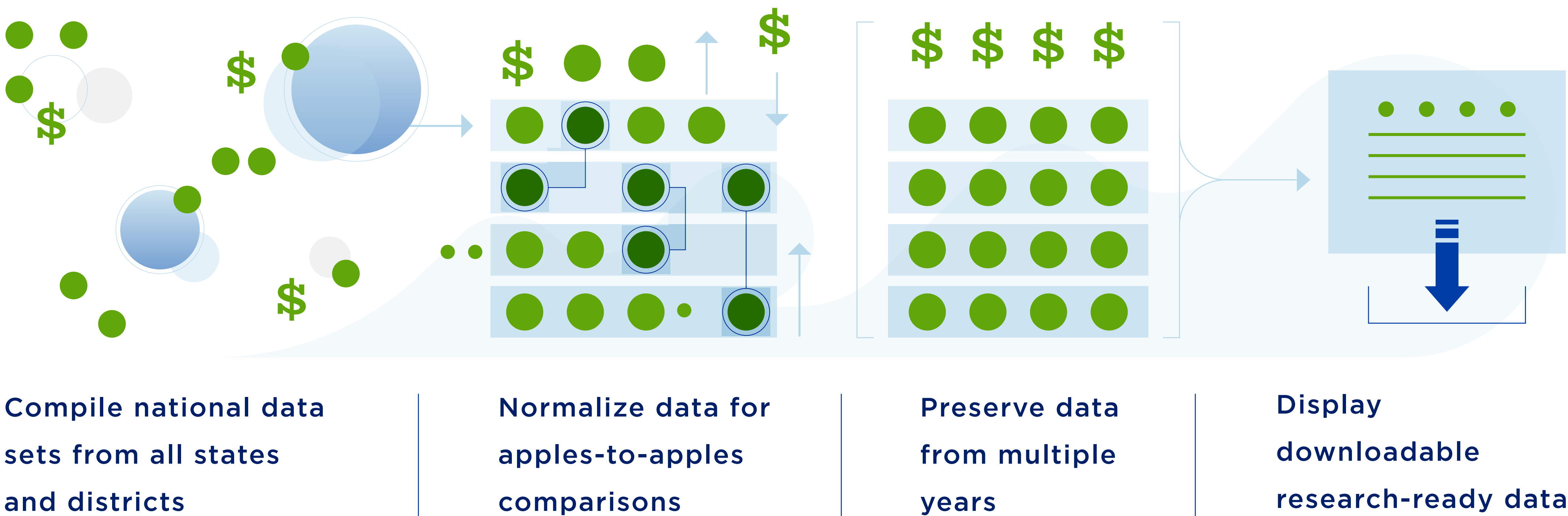


What is the relationship between spending and student outcomes?



**+50M** public school students  
**+98K** public schools  
**+14K** school districts

### THE SCHOOL SPENDING DATA ARCHIVE WILL:



## SEEING SCHOOL FUNDING'S BIGGER PICTURE

Spending data can be merged with national datasets to give insight into complex questions.

Common Core of Data | ED Facts | Civil Rights Data Collection | Stanford Education Data Archive | School Finance Indicator Database | National Teacher and Principal Survey




### SPENDING EQUITY

Explore how district policies impact the distribution of dollars across schools



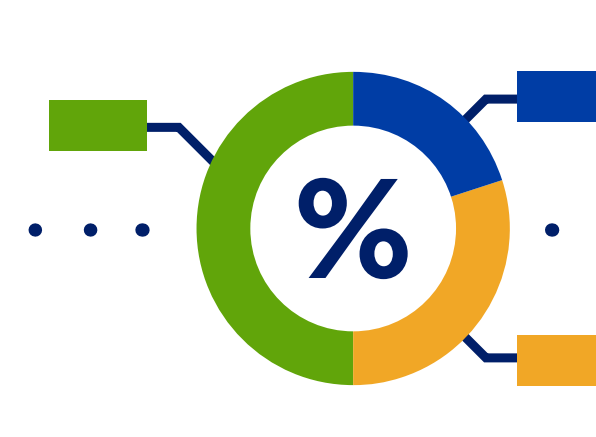
### COST-BENEFIT ANALYSIS

Investigate and evaluate investments in education components and programs



### PRODUCTIVITY & INNOVATION

Examine the relationship between spending and outcomes across different school populations and contexts



### STATE FINANCE FORMULAS

Learn what kinds of funding models yield the most equitable and productive systems



### SCHOOL LEADERSHIP

Help leaders understand costs and identify spending tradeoffs to improve schooling

For more information contact us at [edunomics@georgetown.edu](mailto:edunomics@georgetown.edu)